

**SIR APOLLO KAGGWA SCHOOLS**  
**KINDERGARTEN THREE SELF HELP EXERCISE**  
**GENERAL KNOWLEDGE**

Today is \_\_\_\_\_

My name is \_\_\_\_\_

I am \_\_\_\_\_ years old.

I am in \_\_\_\_\_ class.

I am a \_\_\_\_\_ (boy, girl)

**1. Read and draw things found at home**

fork	spoon
plate	Spoon

## 2. Name things in the kitchen



(knife, flask, plate, cup, jug)

## 3. Underline the correct name of the picture/object




stool  
spoon



tin  
cup



plate  
basket



flask  
bottle

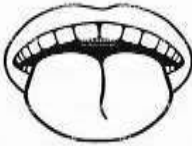
#### 4. Read and draw things used to clear our body parts

Comb	tooth brush
Sponge	soap

#### 5. Write the uses of the body parts



Ears for \_\_\_\_\_



Tongue for \_\_\_\_\_



Legs for \_\_\_\_\_








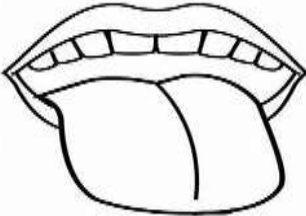
Ears for \_\_\_\_\_



Nose for \_\_\_\_\_

**(tasting, touching, smelling, walking, seeing, hearing)**

**6. Name the body parts**

**7. Write the words correctly**

eyes

neso

ear


head

hands

legs

8. **Read and match correctly**

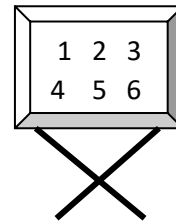
Chalk board



ruler



pencil



table

book





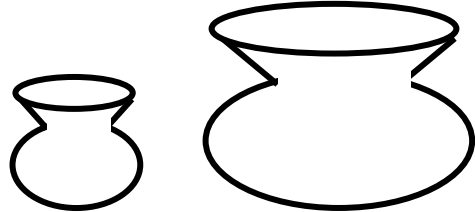
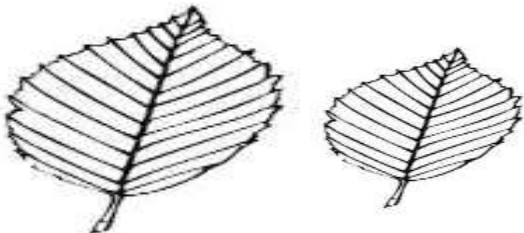


chalk



**9. Circle only things we wear**

towel	socks	dress	Vest
basin	shoes	skirt	basin
sponge	hat	water	

**10. Shade the big object yellow and small red**

# 11. Draw small objects

Big	Small
	
	
	
	

**12. Draw these important places**

school	Mosque	Church

**13. Read and match correctly**

hen

milk

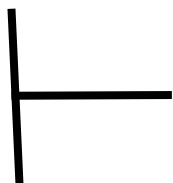
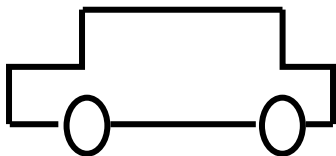
cow

eggs


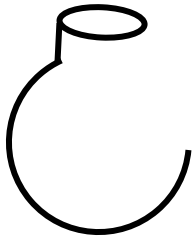
goat

meat

**14. Put the missing parts**







**15. Read and answer correctly**

Sunday, Monday, Tuesday, Wednesday, Thursday  
Friday, Saturday

a.) How many days make a week?

\_\_\_\_\_ days make a week.

b.) Which day is missing?

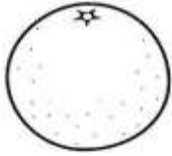
Sunday, \_\_\_\_\_, \_\_\_\_\_

Wednesday, Thursday \_\_\_\_\_, Saturday

**16. Read and draw**

mother	Baby	father	brother

**17. Underline the word that matches with picture**



orange

tomato




apple

avocado



banana

basket



yam

cassava

**18. Cut the words, glue them in the right order to make a correct sentence**

a.)

have	I	eyes	two	
------	---	------	-----	--

b.)

girl	A	one	has	head
------	---	-----	-----	------

c.) He ten has fingers to

d.) use I my see eyes to

e.) I fly a bird can like

f.) cow has legs four A

**19. Draw, colour, cut and paste these pictures**

a dress

a hen

an egg

a bucket


a flower

a basket


an umbrella

a banana


20. Name these things that we use to get light.



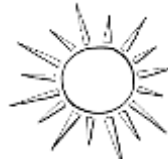
\_\_\_\_\_




\_\_\_\_\_



\_\_\_\_\_



\_\_\_\_\_

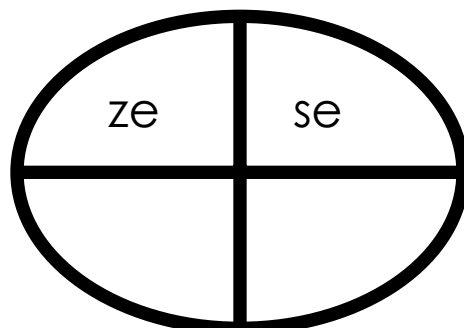
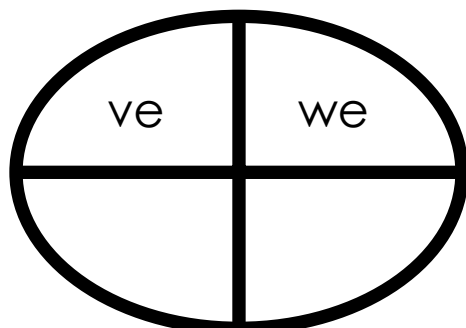
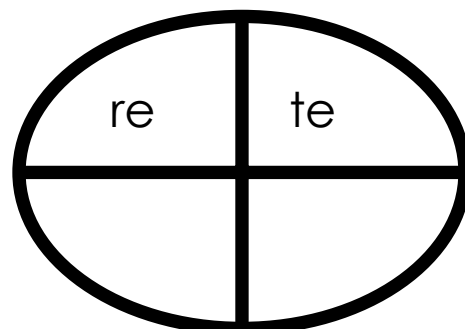
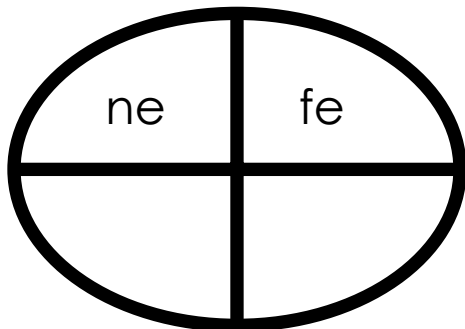
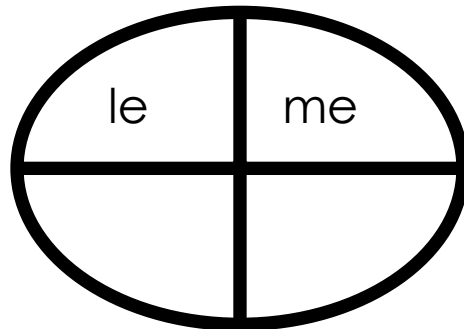
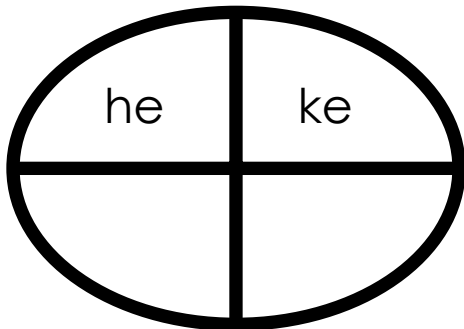
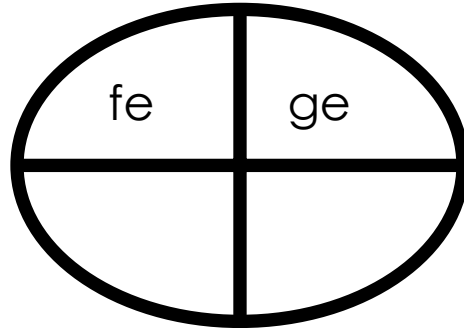
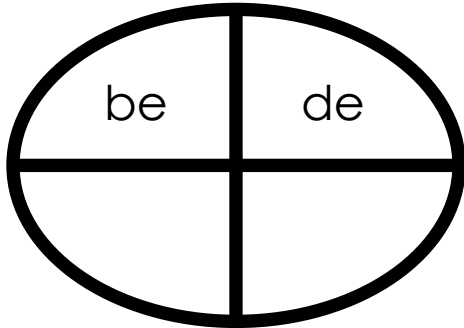


\_\_\_\_\_

**(fire, sun, moon, star, bulb, candle)**

## READING

### 1. Copy again



## **2. Join and sound the syllables loudly.**

ba-ba = baba

sa-la = \_\_\_\_\_

ba-la = \_\_\_\_\_

sa-ba = \_\_\_\_\_

ma-ta = \_\_\_\_\_

ka-ba = \_\_\_\_\_

ma-ka = \_\_\_\_\_

ta-la = \_\_\_\_\_

la-ba = \_\_\_\_\_

Jaa-ja = \_\_\_\_\_

maa-ma = \_\_\_\_\_

taa-ta = \_\_\_\_\_

taa-ta = \_\_\_\_\_

wa-ka = \_\_\_\_\_

## **3. Sound with "e"**

e          be          de          fe          ge

je          ke          le          me          ne

re          se          te          ye          ze

dre          cre          bre          gre          fre



gle

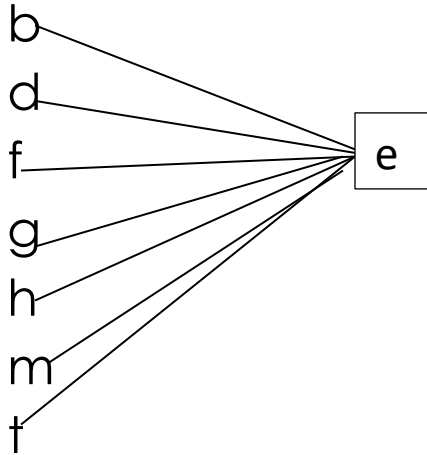
ble

cle

ple

fle

#### 4. Form syllables and read them



---

---

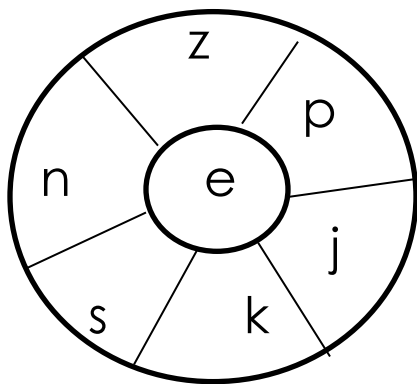
---

---

---

---

---



---

---

---

---

---

**5. Draw pictures for the given syllable**

ba

ma

he

ha

ca

be

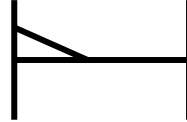
te

su


**6. Write a syllable for the given pictures**



\_\_\_\_\_



\_\_\_\_\_



\_\_\_\_\_




\_\_\_\_\_




\_\_\_\_\_



\_\_\_\_\_



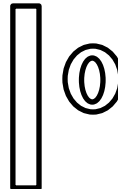
\_\_\_\_\_




\_\_\_\_\_



\_\_\_\_\_



\_\_\_\_\_



\_\_\_\_\_



\_\_\_\_\_

**7. Blend and read with "e" and form words.**

be-d =

he-n =

se-t =

ne-t =

pe-t =

ge-t =

pe-n =

pe-g =

te-n =

je-t =

me-n =

le-g =

we-t =

e-gg =

v-e-st =

be-st =

ne-st =

te-st =

che-st =

me-t =

ten-t =

re-d =

bea-t =

be-an =


be-ll =

ye-s =

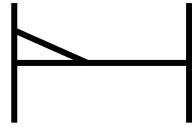
ye-t =

ve-t =


## 8. Name the pictures



\_\_\_\_\_



\_\_\_\_\_



\_\_\_\_\_



\_\_\_\_\_

## 9. Fill in sound "e" and read for mummy/daddy

p\_\_n

h\_\_n

p\_\_t

s\_\_t

r\_\_d

g\_\_t

b\_\_d

\_\_gg

t\_\_n

## 10. Read the sentences and circle words with "e" sound.

a) A hen has an egg

b) Tom has a red pen

c) The doll is on the bed

d) His bed is wet.

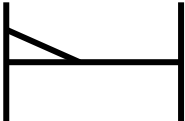
e) Here is the jet

f) Sam has a nice vest

**11. Complete these sentence correctly**

Dad has a fat  \_\_\_\_\_

Peter has  \_\_\_\_\_ eggs

The baby is on the  \_\_\_\_\_

John has a  red \_\_\_\_\_

I can ring  that \_\_\_\_\_

**12. Read and draw**


Here is a pen



A bed and a hen



A hen has ten eggs



Here is the bell



I can see a red pen



A fat hen is here



**13. Use these words in the sentences**

Egg	
Hen	
Red	
Net	
Ten	

14. Read, enjoy and answer correctly

“My bed”

Here is a bed.  
It is my bed  
It is a nice bed  
It has good colours  
It is very clean

There is my toy  
I lay my bed  
I sleep in my bed.  
I love my bed.

Thank you mummy and daddy.

**Questions.**

Here is my \_\_\_\_\_

It is \_\_\_\_\_ bed

It has \_\_\_\_\_ colour

I sleep in my \_\_\_\_\_

**Draw your bed.**





# ENGLISH

Today is \_\_\_\_\_

My name is \_\_\_\_\_

I am \_\_\_\_\_ years old.

I am in \_\_\_\_\_ class.

I am a \_\_\_\_\_ (boy, girl)

## 1. Use the word bank and fill in the gaps.

Sunday, vest, cow, good,  
woman, fly, box, pot

a.) My day has a red \_\_\_\_\_

b.) The flower is in the \_\_\_\_\_

c.) A bird can \_\_\_\_\_

d.) Apples are \_\_\_\_\_


e.) My mummy is a fat \_\_\_\_\_

f.) We get milk from the \_\_\_\_\_

## 2. Find and circle the correct word




ball | bag



boat | book



sti | stool | cat



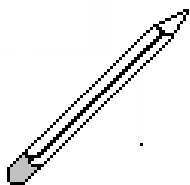
bag | box | bat



chair | church





pot | botst



pencil | past

### 3. What can you see?



1. I can see a banana

2. \_\_\_\_\_


3. \_\_\_\_\_

4. \_\_\_\_\_

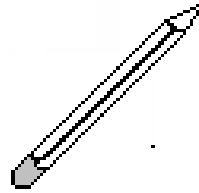
5. \_\_\_\_\_

6. \_\_\_\_\_

#### 4. Find the missing letters



\_\_gg



pe\_\_cil



hu\_\_




fl\_\_w\_\_r




\_\_ag



\_\_ee



appl\_\_




\_\_at

## 5. Read and match correctly

a.) It is a big hut



b.) I like the fish



c.) A book and a pencil



d.) She is a stool



e.) It is a tall tree

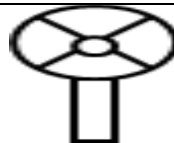
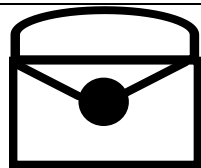


f.) That is a ball

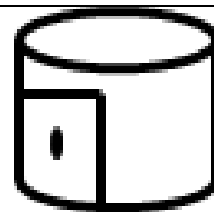
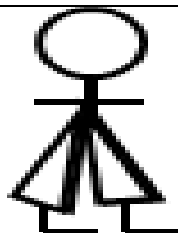



g.) I can see a hen

## 6. I can name the pictures



girl



**7. Colour the letters to make a word and write it on the line.**

a.)

s	o	v	t	a	n
---	---	---	---	---	---

van

---

b.)

a	b	e	m	g	g	
---	---	---	---	---	---	--

---

c.)

b	o	x	f	s	
---	---	---	---	---	--

---

d.)

m	h	a	t	z	
---	---	---	---	---	--

---

e.)

g	a	l	r	t	l	
---	---	---	---	---	---	--

---

f.)

t	f	b	o	y	
---	---	---	---	---	--

---

**8. Read the story and answer the questions.**

**Dad's Bag**

Dad has a bag.

The bag has a tag.

The tag is in the bag.

The bag is on the bed.

**Questions:**

1. Who has a bag?

---

2. What does the bag have?

---

3. Where is the tag?

---

4. Where is the bag?

---



**9. Find and circle these words from the puzzle**

b	a	s	k	e	t	
a	p	e	e	g	a	p
g	p	t	t	g		a
	l	o	t	a	p	g
b	e	p	l	c	o	e
o	a	t	e	a	t	
o				r		
k	b	a	n	a	n	a
c	h	a	l	r		

a.) pot

e.) basket

b.) tea

f.) bag

c.) banana

g.) chair

d.) page

h.) book

# NUMERACY

Today is \_\_\_\_\_

My name is \_\_\_\_\_

## **1. Copy gain**

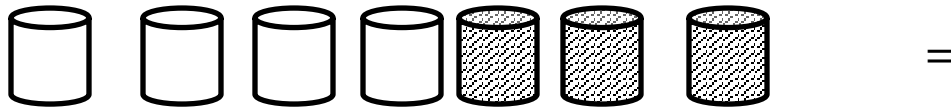
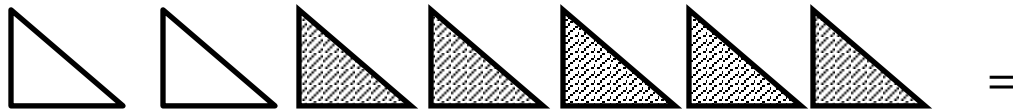


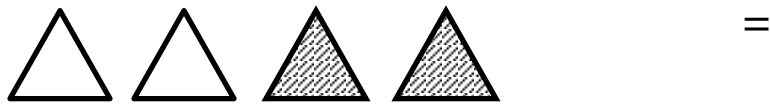
0	1	2	3	4	5	6
7	8	9	10	11		

## **2. Read and count correctly**

0	1	2	3	4	5	6	7
8	9	10	11	12	13	14	15
16	17	18	19	20	21	22	23
24	25	26	27	28	29	30	31
32	33	34	35	36	37	38	39
40	41	42	43	44	45	46	47
48	49	50					



**5. How many are shaded**



**6. Count and circle the correct number.**

4, 2, 3	3, 6, 5	9, 6, 8	9, 10, 11	6, 2, 0	7, 8, 1

**7. Draw pictures for the given number**

3 =

8 =

6 =

5 =

**8. Tick the greater number**

3  
 6

9  
 11

4  
 8

0  
 2

20  
 12

19  
 18

## **9. Cross out the small number**

① and ②

⑤ and ⑦

⑥ and ③

⑫ and ②

④ and ⑤

## **10. Arrange from the smallest to the biggest**

0, 2, 3, 1 = 1 \_\_\_\_\_

4, 3, 2, 1 = 1 \_\_\_\_\_

5, 14, 3, 2 = \_\_\_\_\_

7, 6, 5, 4 = \_\_\_\_\_

9, 8, 7, 6 = \_\_\_\_\_

8, 7, 10, 9 = \_\_\_\_\_

5, 4, 3, 2, 1, 0 = \_\_\_\_\_

**11. Write the number in between**

4, \_\_\_\_\_, 6

7, \_\_\_\_\_, 9

2, \_\_\_\_\_, 4

9, \_\_\_\_\_, 11

0, \_\_\_\_\_, 2


12, \_\_\_\_\_, 14

5, \_\_\_\_\_, 7

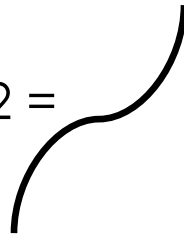
10, \_\_\_\_\_, 12

**12. Draw beads for the number**


0 =




2 =




8 =



5 =




3 =



### 13. Copy and learn

triangle	rectangle	square

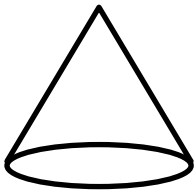
red




blue




red and yellow




pink



green



yellow






**15. Read and match**


star



circle



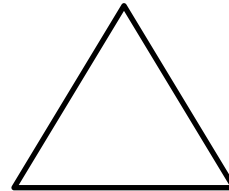
triangle




rectangle




Oval



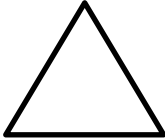
Square



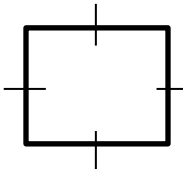
**16. Name these shape**




\_\_\_\_\_



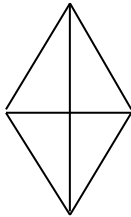
\_\_\_\_\_



\_\_\_\_\_



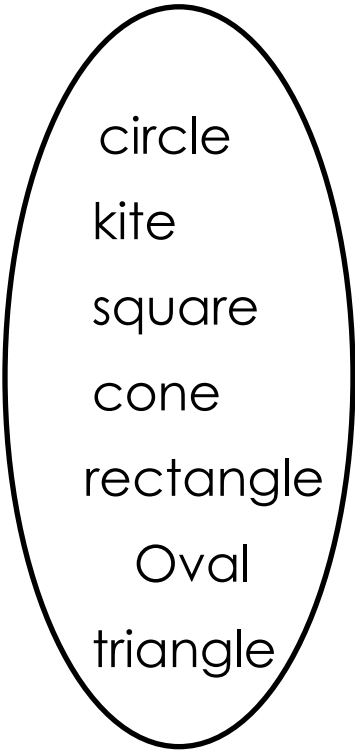
\_\_\_\_\_



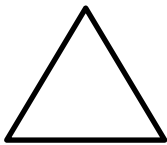
\_\_\_\_\_



\_\_\_\_\_




**17. Find the missing letters**




tri\_\_\_ngl\_\_\_



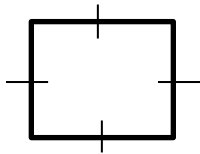
kit\_\_\_



c\_\_rcle\_\_




ov\_\_l



squ\_\_re




rect\_\_ngle






st\_\_r

### 18. Shade only Ovals with red



**19. Tick the correct word**

	triangle	rectangle
	oval	circle
	kite	cone

**20. Count and read the number words.**

0 – Zero

6 – six

1 – one

7 - seven

2 – two

8 - eight

3 – three

9 - nine

4 – four

10 - ten

5 – five

**21. Read and match**

Ten

5

one

9

two

8

three

7

four

6

five

4

six

3

seven

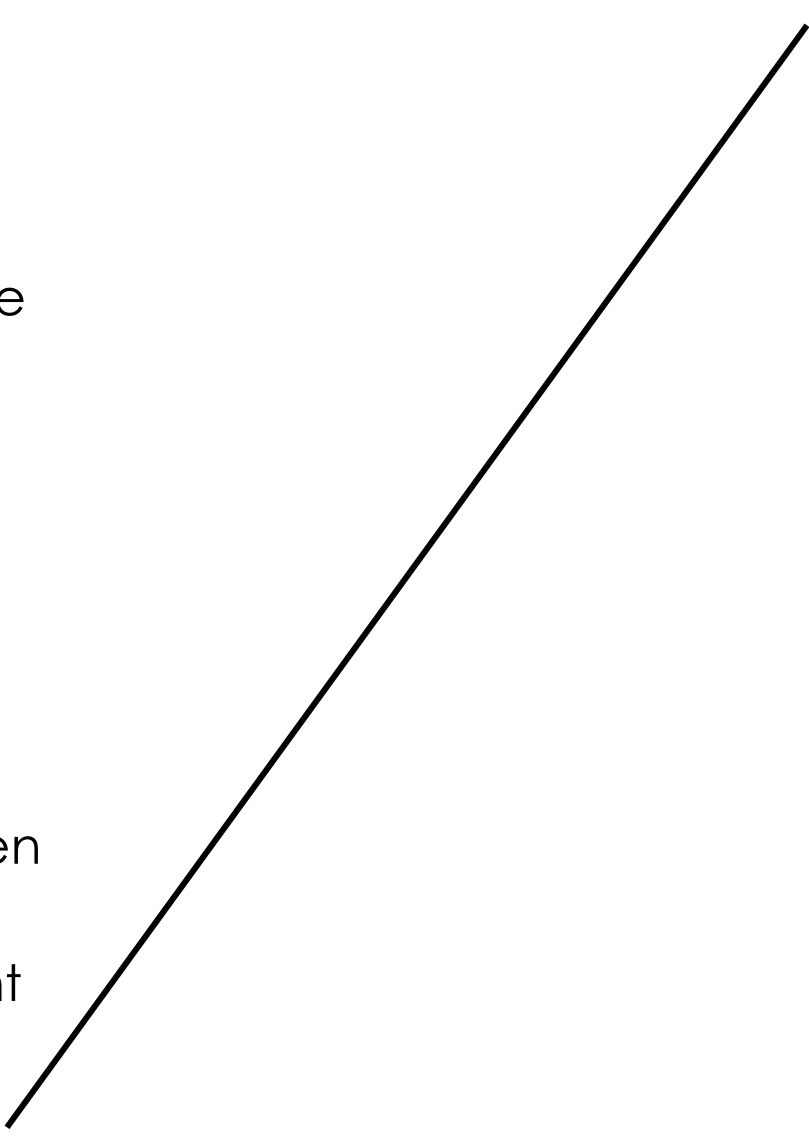
2

eight

1

nine

10



## 22. Read and draw

One ball	two bags	Three dolls
Four boys	Five girls	Six cups
Seven tins	Eight trees	Nine cats
Ten eggs	0 girls	

**23. Write in words**

1 \_\_\_\_\_

6 \_\_\_\_\_

2 \_\_\_\_\_

7 \_\_\_\_\_

3 \_\_\_\_\_

8 \_\_\_\_\_

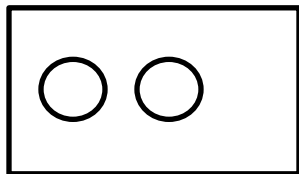
4 \_\_\_\_\_

9 \_\_\_\_\_

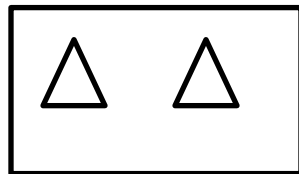
5 \_\_\_\_\_

10 \_\_\_\_\_

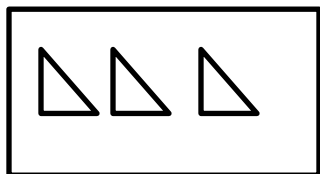
**24. Count and write the number word.**



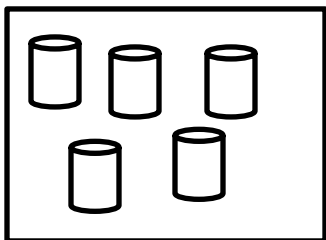
\_\_\_\_\_



\_\_\_\_\_



\_\_\_\_\_



\_\_\_\_\_