

**SIR APOLLO KAGGWA SCHOOLS
KINDERGARTEN THREE SELF HELP EXERCISE**

GENERAL KNOWLEDGE

My Name is _____

I am _____ years old.

I am in _____ class.

My school is _____

I am a _____ (boy, girl)

Copy again.

0	1	2	3	4	5	6	7	8	9	10

My body

1. Read these words

eye	ear	nose	hair	mouth	lip
teeth	tongue	neck	cheek	chin	head

1. Read the sentences

This is my eye.

This is my ear.

This is my nose.

I like my hair.

I like my mouth.

I like my lips.

Here is my teeth.

Here is my tongue.

Here is my neck.

Here is my cheek

Here is my chin.

2. Draw these body parts.

ear	nose	eye	tongue

3. Read these words loudly

walk	smell	hear	smell	taste
see	look	feel	see	look

4. I can read and write

to see	
to smell	
to feel	
to hear	
to taste	

5. Read the words and write them

seeing			
smelling			
hearing			
walking			
feeling			

6. Match the body parts to their work



to taste



to smell



to see



to walk




to hear

7. Draw the body parts.

eyes	legs	nose	tongue	ears

8. Shade using yellow and green



SIR APOLLO KAGGWA SCHOOLS

KINDERGARTEN THREE SELF HELP EXERCISE

READING

My Name is _____

I am _____ years old.

I am in _____ class.

My school is _____

I am a _____ (boy, girl)

Copy again.

0	1	2	3	4	5	6	7	8	9	10

1. Read and write the letter sounds again.

y	b	x	t	f	j	d	k
l	z	m	w	g	v	c	h

2. Read and write syllables of "a"

ya	ba	fa	ga	ka	la	na
pa	ma	za	da	wa	ta	sa

ja	ha	ra	va	baa	maa	saa
Taa	laa	jaa	zaa	waa	gaa	faa

3. Join and form words with the syllables

ba — n _____
— t _____
— g _____

ca — n _____
— t _____
— p _____

sa — t _____
— d _____
— p _____

pa — t _____
— n _____
— d _____

4. Circle syllables of “a”

Anna has a cat.

A bat and a car.

Can Pat tap a rat?

5. Read these phrases loudly

a man and a cat.

a rat and a car.

a fat man and a hat.

a fan and a ram.

a tap and a bat.

a bag and a rat.

a bad cat and a fan.

a sad man and a pan.

6. Draw a picture to show.

a car and a can



a fat man and a fan



a tap and a mat




a man and a cat



a bag and a car



a ban and a bat





Dad and a bag



a car and fan



7. Fill in a correct word.

Dad has a  _____ and a 
_____.

He has a long  _____ to play with.

The  _____ is in the big house. There is a

 _____ on the  _____

8. Read the story

My cat

Here is my cat. My cat is san. My cat sat on a
mat.

My cat sat on a hat. My cat sat on a rat!

My cat sat and sat.




a.) The name of the cat is _____

b.) My cat sat on a _____

c.) Here is my _____

d.) Draw a cat and a rat



9. Complete and draw

a car and _____ (rat)

a _____ (hat) and a mat.

a fan and a _____ (man)

a _____ (eat) and a banana

SIR APOLLO KAGGWA SCHOOLS

KINDERGARTEN THREE SELF HELP EXERCISE

ENGLISH

My Name is _____

I am _____ years old.

I am in _____ class.







My school is _____.

I am a _____ (boy, girl)

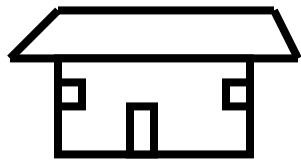
Copy again.

0	1	2	3	4	5	6	7	8	9	10

1. Circle the correct sound for the picture.

					
a	b	e	e	b	e
t	o	a	l	t	p
b	g	f	a	c	c

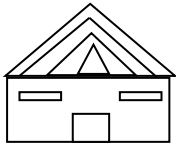
2. Tick the correct word that matches the pictures



hause house



bed deb



hat hut



busket basket



egg ege

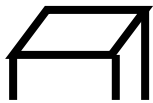


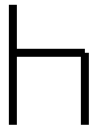
pencal pencil

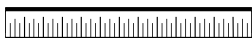
3. Use "Here is a"



Here is a banana.



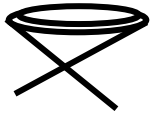












4. Fill in **a** or **an**.

_____  and _____




_____  and _____



_____  and _____



_____  and _____



_____  and _____



5. Complete the phrases.

a  _____ and a  _____

a  _____ and  _____

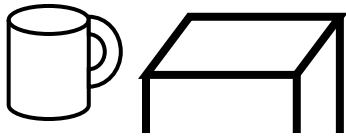
a  _____ and a  _____

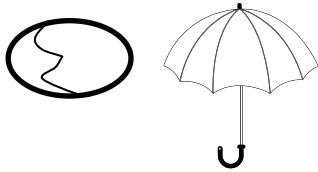
a  _____ and  a _____

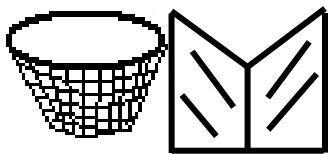
a  _____ an  _____

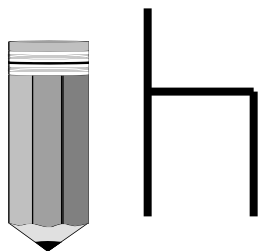
6. Form phrases











7. Use the words in sentences

book : _____

bag : _____

bed: _____

star: _____

cow: _____

cat: _____

doll: _____

stool: _____

boy : _____

8. Read the words loudly.
Things in my classroom.

table colour rubber toys

rack chair box water

ruler pencil tin stick

basin carpet book Chalk

vaseline blackboard bucket

cup Toilet paper mat bag

9. Make sentences using "Here is the....."











10. Fill in the missing letter

m__t

t__y

bo__

c__alk

__encil

rule__

wate__

b__g

b__ok

Col__ur

ta__le

b__sin

rub__er

__tick

__up

__in

SIR APOLLO KAGGWA SCHOOLS

KINDERGARTEN THREE SELF HELP ACTIVITIES

NUMERACY

My Name is _____

I am _____ years old

I am in _____ class

My school is _____

I am a _____ (boy, girl)

Copy again.


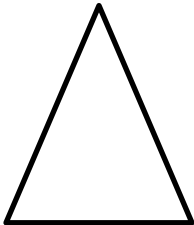
0	1	2	3	4	5	6	7	8	9	10

1. Circle the same number.




1	2	3	1
6	4	4	5
1	9	7	7

2. Shade the correct shape

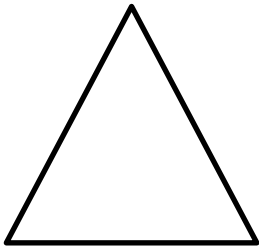


triangle



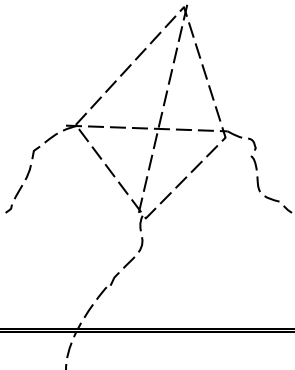
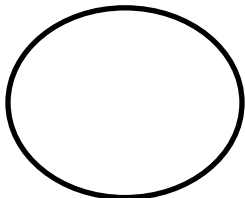
Circle



Square



Kite



3. Write the number between

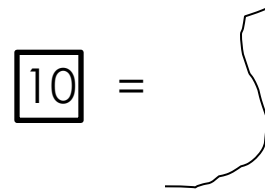
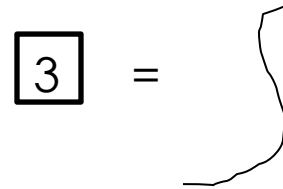
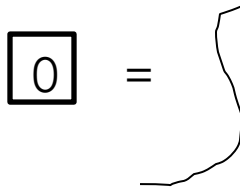
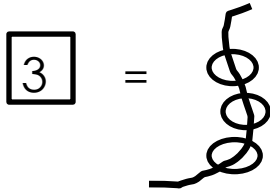
3 — 5

12 — 14

9 — 11

8 — 10

4. Draw for the number



5. Underline the correct number.

4 5 6	3 9 7	2 4 8	9 6 3

6. Tick the less number

3	0	9	12
8	4	13	3


7. Fill in the missing number

5 ___ 7 ___ 9 ___ 11 ___ 13


8. Count and match



1



2



3



4

5

9. Write the number before

___3

___2

___7

___13

10. Shade for the number

10 = ○○○○○○○○○○○

0 = ○○○○○○○○○

5 = ○○○○○○○○

2 = ○○○○○○

11. Add using balls

ooo o
 $3 + 1 = \underline{\quad}$

$$\begin{array}{r} 4 \\ + 2 \\ \hline \end{array}$$

$2 + 2 + 2 = \underline{\quad}$

12. Take away


oo ooo
 $5 - 2 = \underline{\quad}$

oooo ooo
 $7 - 3 = \underline{\quad}$

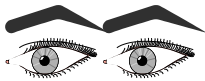
13. Fill in the correct number



They are _____ triangle



They have _____ legs



I have _____ eyes



I have _____ nose.